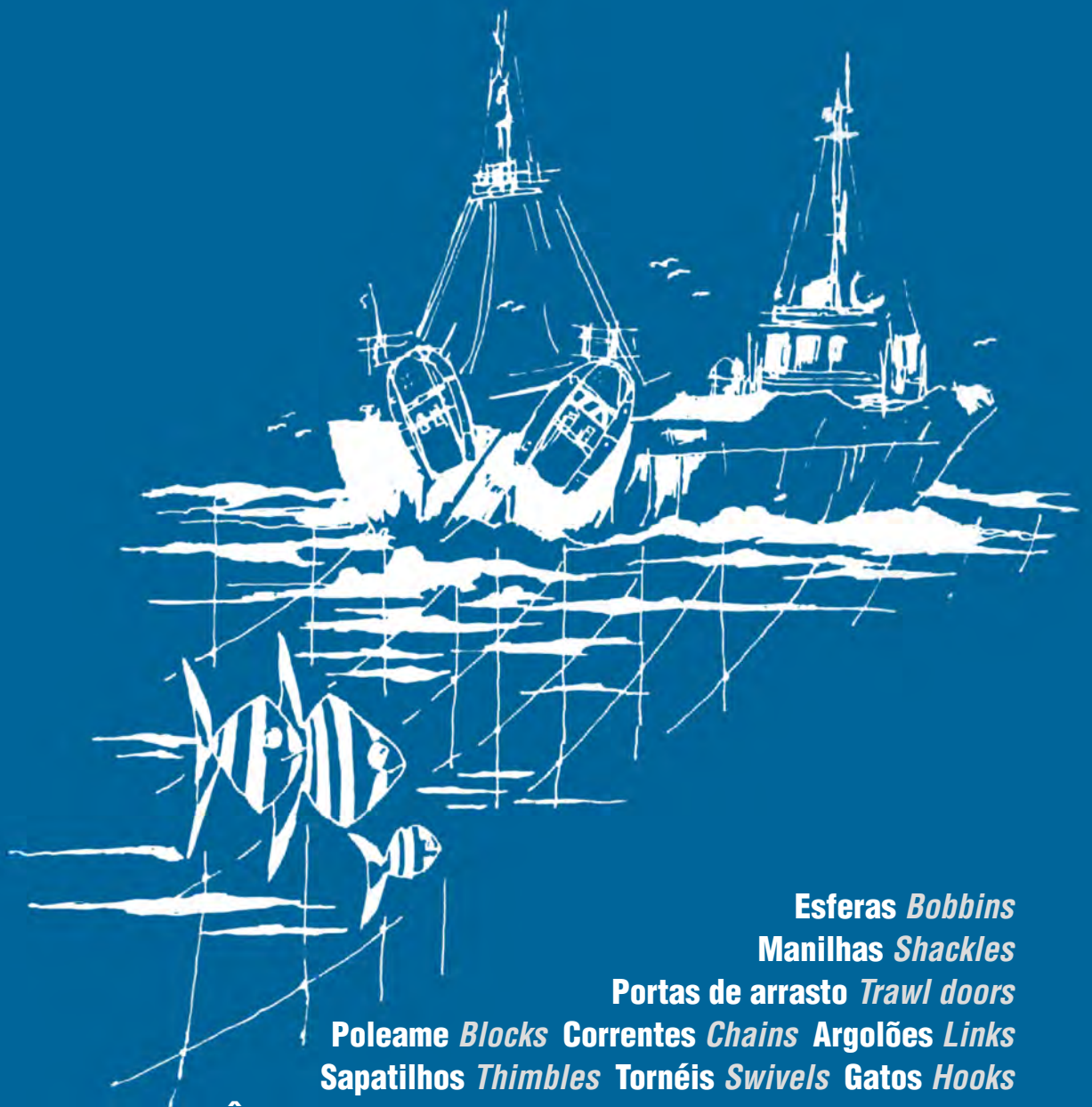


SOUNETE

EQUIPAMENTOS PARA PESCA INDUSTRIAL
TRAWL FISHING HARDWARE AND GEAR



Esferas *Bobbins*
Manilhas *Shackles*
Portas de arrasto *Trawl doors*
Poleame *Blocks* Correntes *Chains* Argolões *Links*
Sapatilhos *Thimbles* Tornéis *Swivels* Gatos *Hooks*
Âncoras *Anchoring* Aprestos de aço alloy *Alloy steel gear*
Equipamentos para aquicultura *Aquaculture equipment*
Equipamentos especiais *Special equipments*

Correntes e argolões

Chains and links

Pg.44-49

SOUNETE
Internacional, S.A.

Rua da Seara 588
Oliveira do Douro
V.N.Gaia
Portugal

NIPC
513 830 375

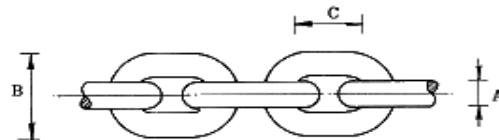
TEL / FAX
+351 227 860 930
+351 227 860 935

POST
Apartado 290
4431 -904 V.N.Gaia
Portugal

EMAIL
sounete@sounete.pt

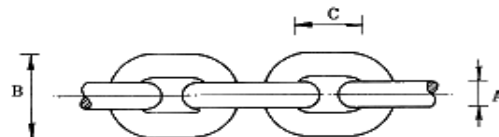
URL
www.sounete.pt

CRC - CORRENTE DE ELO CURTO - DIN 766
SHORT LINK CHAIN - DIN 766



REFÉRENCIA REFERENCE	S.W.L. KGS	DIMENSÕES (mm) DIMENSIONS (mm)			PESO WEIGHT KGS	
		A	B	C		
CRC04	150	5/32"	4	14	16	0,320
CRC05	250	3/16"	5	17	18,5	0,500
CRC06	350	7/32"	6	20	18,5	0,750
CRC07	450	1/4"	7	23	22	1,000
CRC08	630	5/16"	8	26	24	1,350
CRC09	800	11/32"	9	30	27	1,800
CRC095	850	3/8"	9,5	31	27	1,900
CRC10	1.000	3/8"	10	34	28	2,250
CRC11	1.120	7/16"	11	36	31	2,700
CRC13	1.600	1/2"	13	44	36	3,800
CRC14	1.925	9/16"	14	47	41	4,400
CRC16	2.500	5/8"	16	54	45	5,800
CRC18	3.150	11/16"	18	60	50	7,300
CRC20	4.000	3/4"	20	67	56	9,000
CRC23	5.000	7/8"	23	77	64	12,000
CRC26	6.300	1"	26	87	73	15,000
CRC28	7.500	1.1/8"	28	94	78	17,500
CRC30	8.500	1.3/16"	30	101	84	20,000
CRC33	10.000	1.1/4"	33	112	92	24,500

CRM - CORRENTE DE ELO MÉDIO - DIN 764
MID LINK CHAIN - DIN 764



REFÉRENCIA REFERENCE	S.W.L. KGS	DIMENSÕES (mm) DIMENSIONS (mm)			PESO WEIGHT KGS	
		A	B	C		
CRM10	1.000	3/8"	10	34	35	2,050
CRM13	1.600	1/2"	13	44	45	3,450
CRM14	1.925	9/16"	14	48	49	4,000
CRM16	2.500	5/8"	16	54	56	5,200
CRM18	3.150	11/16"	18	60	63	6,500
CRM20	4.000	3/4"	20	67	70	8,200
CRM23	5.000	7/8"	23	77	80	10,800
CRM26	6.300	1"	26	87	91	14,000

NAS ENCOMENDAS DE CORRENTE MENCIONAR A SEGUIR À
REFERÊNCIA AS LETRAS:

- (PC) = POLIDA CALIBRADA
- (G) = GALVANIZADA NÃO CALIBRADA
- (NC) = ALCATROADA
- (PN) = POLIDA NÃO CALIBRADA

WHEN ORDERING STEEL CHAINS SPECIFY AFTER THE
REFERENCES THE FOLLOWING LETTERS:

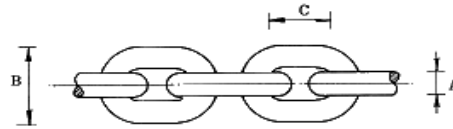
- (PC) = POLISHED CALIBRATED
- (G) = GALVANISED NOT CALIBRATED
- (NC) = TARRED NOT CALIBRATED
- (PN) = POLISHED NOT CALIBRATED



SOUNETE - FÁBRICA DE APRESTOS METÁLICOS, LDA.

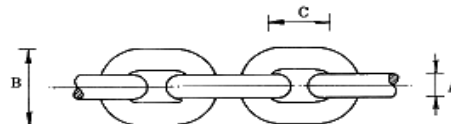
RUA DA SEARA, 588 - OLIVEIRA DO DOURO
APARTADO, 290 - 4431-904 VILA NOVA DE GAIA - PORTUGAL
TELEFONES (351) 227860930 - FAX (351) 227860935 - E-mail comercial@sounete.pt - WEB www.sounete.pt

CRC - CORRENTE DIN 766 EM AÇO INOX AISI-316
 DIN 766 - SHORT LINK STAINLESS STEEL CHAIN - AISI-316



REFÉRENCIA REFERENCE	DIMENSÕES (mm) DIMENSIONS (mm)			PESO WEIGHT KGS
	A	B	C	
CRC03IX	3	12	16	0,180
CRC04IX	4	14	16	0,320
CRC05IX	5	17	18,5	0,500
CRC06IX	6	20	18,5	0,800
CRC07IX	7	23	21	1,100
CRC08IX	8	26	24	1,400
CRC10IX	10	35	30	2,300
CRC12IX	12	40	36	3,200
CRC13IX	13	44	36	3,800

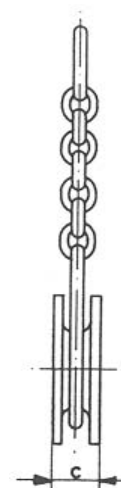
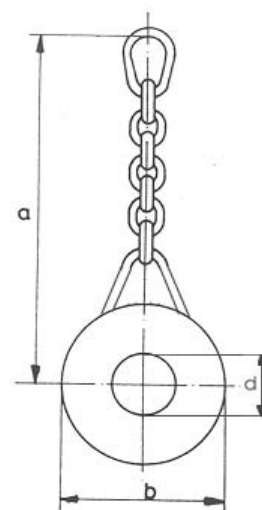
CRLC - CORRENTE DIN 5685-C EM AÇO INOX AISI-316
 DIN 5685-C - LONG LINK STAINLESS STEEL CHAIN - AISI-316



REFÉRENCIA REFERENCE	DIMENSÕES (mm) DIMENSIONS (mm)			PESO WEIGHT KGS
	A	B	C	
CRLC02IX	2	8	22	0,062
CRLC03IX	3	12	26	0,150
CRLC04IX	4	16	32	0,270
CRLC05IX	5	20	35	0,430
CRLC06IX	6	24	42	0,630
CRLC07IX	7	28	48	0,860
CRLC08IX	8	32	54	1,100
CRLC10IX	10	40	66	1,750
CRLC13IX	13	52	82	2,950

CBB - CORRENTE BICHANA COM BOLACHA
TOGGLES WITH CHAIN

REFERÊNCIA REFERENCE	Nº ELOS Nº LINKS	DIMENSÕES (mm) DIMENSIONS (mm)				PESO WEIGHT KGS
		a	b	c	d	
CBB100	-	-	100	38	45	1,030
CBB1000	-	90	100	38	45	1,364
CBB10000	-	182	100	38	45	1,574
CBB10001	1	216	100	38	45	1,647
CBB10002	2	250	100	38	45	1,720
CBB10003	3	284	100	38	45	1,793
CBB10004	4	318	100	38	45	1,866
CBB10005	5	352	100	38	45	1,939
CBB10006	6	386	100	38	45	2,012
CBB10007	7	420	100	38	45	2,085
CBB10008	8	454	100	38	45	2,158
CBB10009	9	488	100	38	45	2,231
CBB10010	10	522	100	38	45	2,304
CBB10011	11	556	100	38	45	2,377
CBB10012	12	590	100	38	45	2,450
CBB125	-	-	125	45	72	1,710
CBB1250	-	120	125	45	72	2,570
CBB12500	-	190	125	45	72	2,990
CBB12501	1	226	125	45	72	3,160
CBB12502	2	262	125	45	72	3,330
CBB12503	3	298	125	45	72	3,500
CBB12504	4	334	125	45	72	3,670
CBB12505	5	370	125	45	72	3,840
CBB12506	6	406	125	45	72	4,010
CBB12507	7	442	125	45	72	4,180
CBB12508	8	478	125	45	72	4,350
CBB12509	9	514	125	45	72	4,520
CBB12510	10	550	125	45	72	4,690
CBB12511	11	586	125	45	72	4,860
CBB12512	12	622	125	45	72	5,030
CBB150	-	-	150	55	75	3,855
CBB1500	-	125	150	55	75	4,275
CBB15000	-	220	150	55	75	5,135
CBB15001	1	257	150	55	75	5,305
CBB15002	2	293	150	55	75	5,475
CBB15003	3	329	150	55	75	5,645
CBB15004	4	365	150	55	75	5,815
CBB15005	5	401	150	55	75	5,985
CBB15006	6	437	150	55	75	6,155
CBB15007	7	473	150	55	75	6,325
CBB15008	8	509	150	55	75	6,495
CBB15009	9	545	150	55	75	6,665
CBB15010	10	581	150	55	75	6,835
CBB15011	11	617	150	55	75	7,005
CBB15012	12	653	150	55	75	7,175



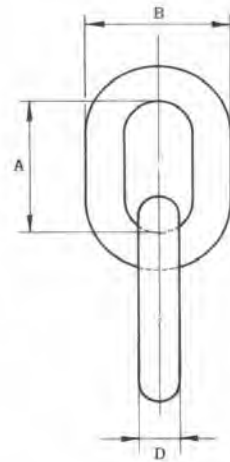
CBB100 - CBB125 - CBB150 - Só bolacha. - Only toggle

CBB1000 - CBB1250 - CBB1500 - Bolacha com oito - Toggle with pear chaped link

CBB10000 - CBB12500 - CBB15000 - Bolacha com oito e argolão - Toggle with two pear chaped links

AOI - ARGOLÃO OVAL DE ALTA RESISTENCIA
HIGH TENSILE SINGLE LINK

AOD - ARGOLÕES OVAIS DUPLOS DE ALTA RESISTENCIA
HIGH TENSILE DOUBLE LINKS



AOI



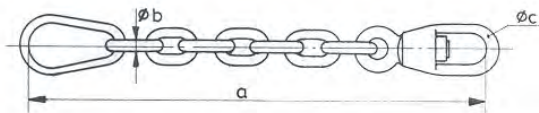
AOD

REFERENCIA REFERENCE		DIMENSÕES (mm) DIMENSIONS (mm)			S.W.L. Kgs	PESO WEIGHT Kgs	
AOI	AOD	D	A	B		AOI	AOD
AOI12LA		12	50	49	2.000	0,150	
AOI16LA		16	60	62	3.250	0,320	
AOI20LA	AOD20LA	20	80	80	4.750	0,660	1,320
AOI22LA	AOD22LA	22	80	84	6.500	0,820	1,640
AOI25LA	AOD25LA	25	90	95	8.500	1,200	2,400
AOI28LA	AOD28LA	28	100	106	9.500	1,380	2,760
AOI32LA	AOD32LA	32	120	124	12.000	2,580	5,160
AOI35LA		35	130	135	13.500	3,350	
AOI40LA		40	150	155	17.000	5,040	

CARGA DE ROTURA = 5 x CARGA DE TRABALHO

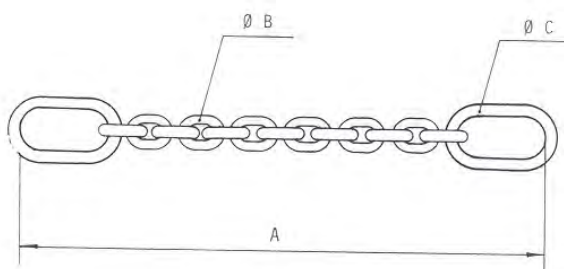
BREAKING LOAD = 5 x SAFE WORKING LOAD

CG - CORRENTE DE GUIA COM TORNEL
CHAIN WITH SWIVEL



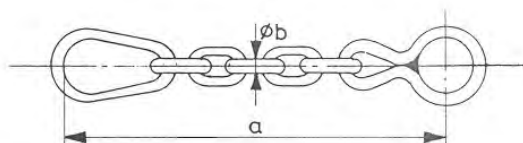
REFERENCIA REFERENCE	DIMENSÕES (mm) DIMENSIONS (MM)			PESO WEIGHT KGS
	A	B	C	
CG13700	700	13	13	1,66

BC - BOÇA DE CORRENTE
CHAIN WITH LINKS



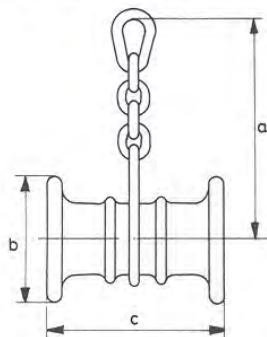
REFERENCIA REFERENCE	DIMENSÕES (mm) DIMENSIONS (MM)			PESO WEIGHT KGS
	A	B	C	
BC1005	500	10	12	1,120
BC1205	500	13	16	1,950
BC1210	1.000	13	16	3,680
BC1220	2.000	13	16	7,130
BC1625	2.500	16	20	13,280
BC2030	3.000	20	22	24,600
BC22325	3.250	23	25	34,800
BC2535	3.500	26	28	48,960

CB - CORRENTE BICHANA SIMPLES
FOOTROPE



REFERENCIA REFERENCE	DIMENSÕES (mm) DIMENSIONS (MM)		NR. ELOS NR. LINKS	PESO WEIGHT KGS
	A	B		
CBS1002	228	10	2	0,380
CBS1003	256	10	3	0,420
CBS1004	284	10	4	0,435
CBS1005	312	10	5	0,450
CBS1006	340	10	6	0,495

RB - ROLETO BOBINE
SPACER BOBBIN WITH CHAIN



REFERENCIA REFERENCE	DIMENSÕES (mm) DIMENSIONS (MM)		NR. ELOS NR. LINKS	PESO WEIGHT KGS
	A	B x C		
RB02FF	293	160 x 200	2	7,350
RB03FF	329	160 x 200	3	7,500
RB04FF	365	160 x 200	4	7,650
RB05FF	401	160 x 200	5	7,800
RB06FF	437	160 x 200	6	7,900
RB07FF	473	160 x 200	7	8,000
RB08FF	509	160 x 200	8	8,250

SOUNETE

EQUIPAMENTOS PARA PESCA INDUSTRIAL
TRAWL FISHING GEAR

Sounete Internacional, S.A.

Rua da Seara 588 || Apartado 290 || 4431-904 V.N.Gaia || Portugal

Telf +351 227 860 930 || Email sounete@sounete.pt || www.sounete.pt